




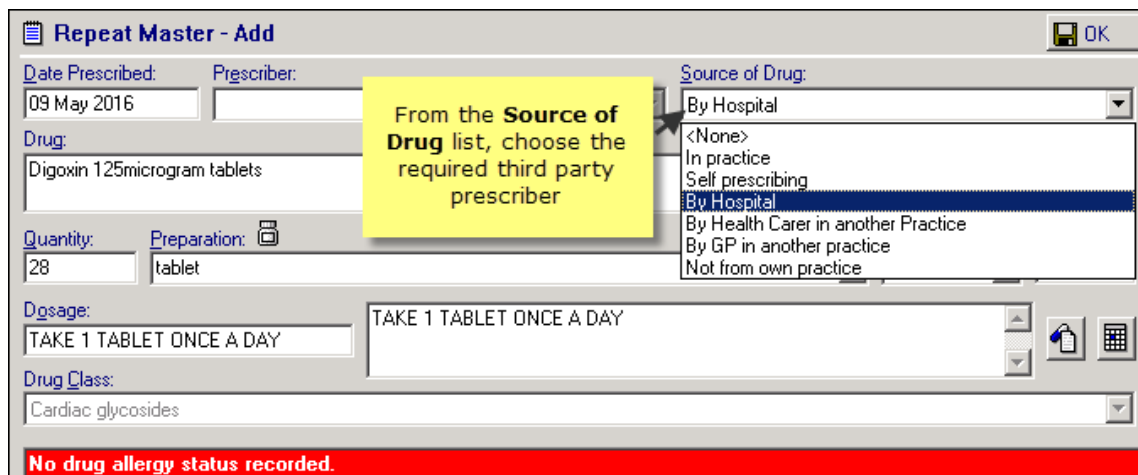
Recording Therapy Prescribed by a Third Party

This quick reference guide explains how to record therapy items which have been prescribed by a third party ie the hospital. You generally need to add such items as repeat therapy items because:

- You may not know the length of time the patient has been prescribed the drug for.
- If you add the item as an acute, drug checks are only performed if the date of the acute is within the drug check date offset. Active repeat items are included in all drug checks. See *Drug Checks for Therapy Recorded as Prescribed by a Third Party* (page 2).



1. From Consultation Manager , select the patient required and, if necessary, open a consultation.
2. Select the **Therapy** tab.
3. Go to the **Therapy-Add** screen (start typing or press F5 for repeat).




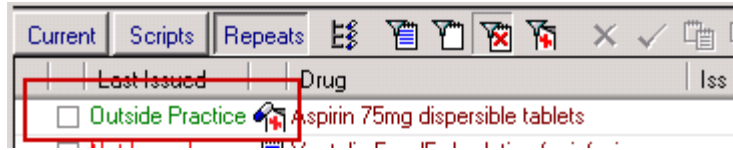
Consultation Manager - Therapy Add

4. Complete the **Repeat Master - Add** screen as usual, selecting the required third party prescriber from the available **Source of Drug** list:
 - <None>
 - Self-prescribing
 - By Hospital
 - By Health Carer in another practice
 - By GP in another practice
 - Not from own practice


You will notice that the prescriber box is now inactive.


5. Click **OK**  to add.

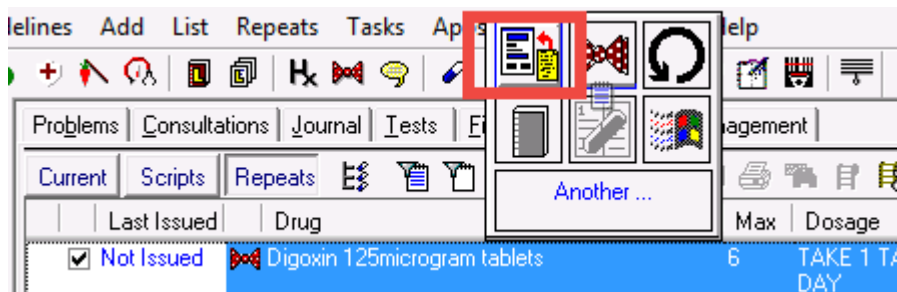
The Outside Practice icon  is displayed against therapy issued outside the practice on all Consultation Manager tabs and Outside Practice is displayed in the Last Issued column. This includes therapy imported via GP2GP (see Therapy in the Journal for a list of all therapy icons).



Therapy issued outside of the practice

 **Note** - Drug checks are only performed if the date of the acute is within the drug check date offset. See *Drug Checks for Therapy Recorded as Prescribed by a Third Party* (page 2).

 **Training Tip** - If the item is required for the patient once they are back in practice care, you can create a new repeat master by copying the "out of practice" item details by displaying inactive repeats and dragging the item to the Another icon on the floating toolbar:



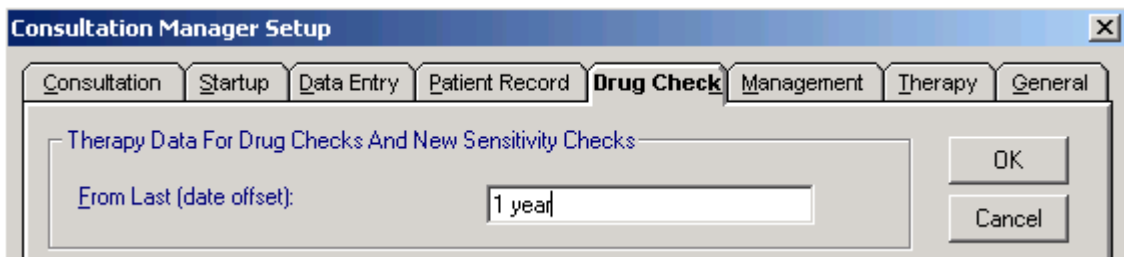
Copy out of practice item details to a new repeat master

Drug Checks for Therapy Recorded as Prescribed by a Third Party

Drug interaction, drug doubling, contraindication and prescriber warning checks are carried out for all active "out of practice" repeat therapy and all acute therapy which have been recorded within the drug check **From Last (date offset)** timeframe set in **Consultation - Options - Setup** (see [Therapy Data for Drug Checks](#)

http://www.inpshep.co.uk/DLM480/Consultation_Manager/index.htm#28986).


Acute items added outside of this timeframe are not included in any drug checks.





Consultation - Options - Setup - Drug Checks

 **Note** - The default **From Last (date offset)** is automatically set to 1 year and can be changed on a user-by-user basis.

Viewing Therapy Issued Outside the Practice

A filter is available on all three Therapy screens (Current, Scripts and Repeat) Filter Out of Practice Medications . This enables you to either:

-  Show therapy issued outside the practice, active by default
-  Hide therapy issued outside the practice